

WITTENBERG UNIVERSITY

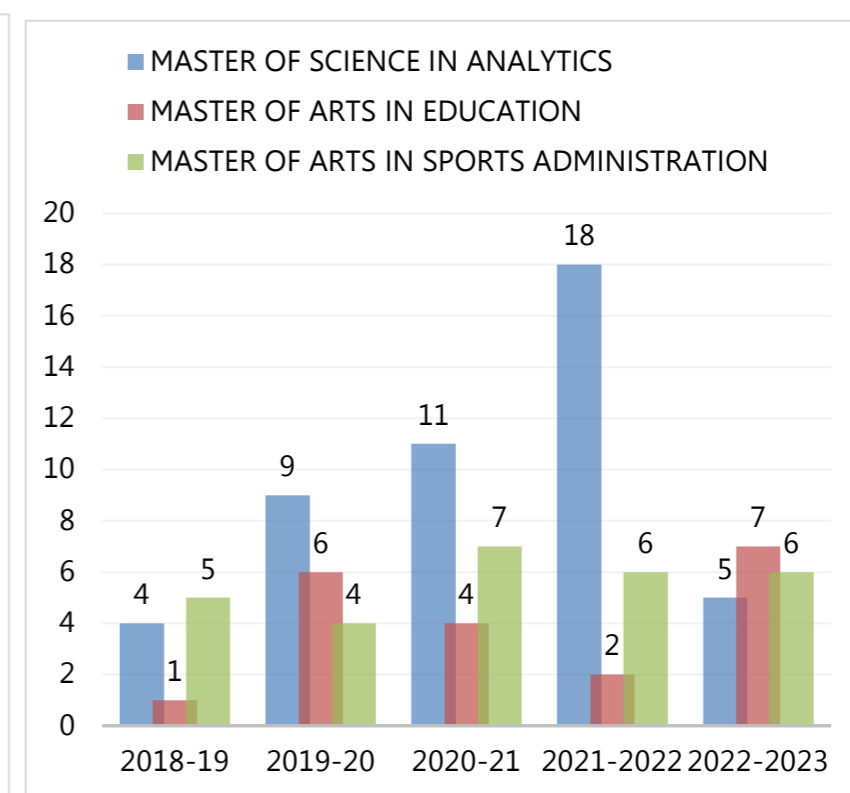
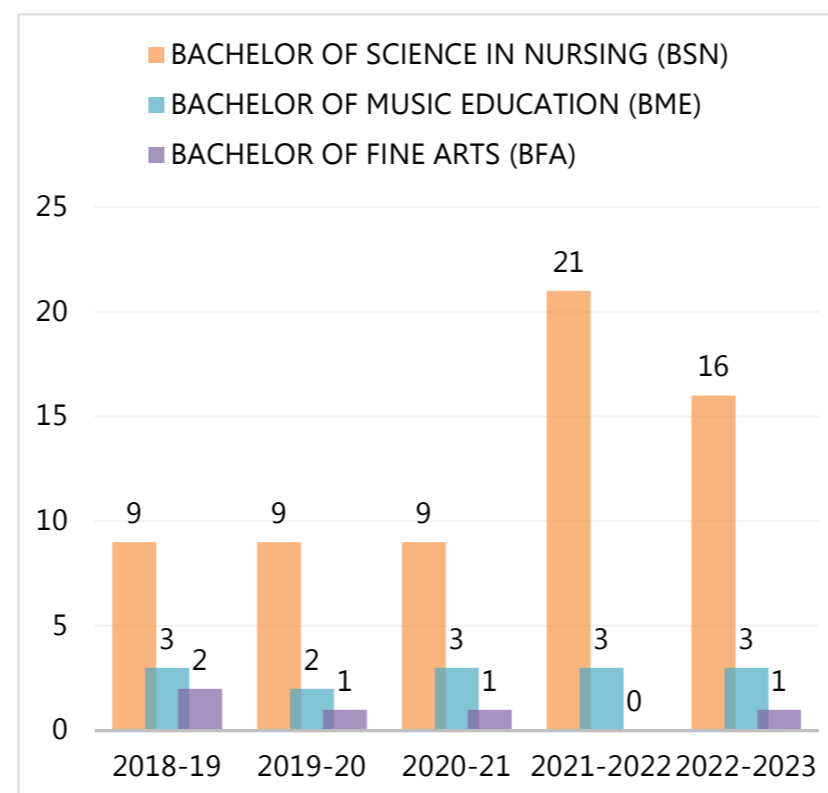
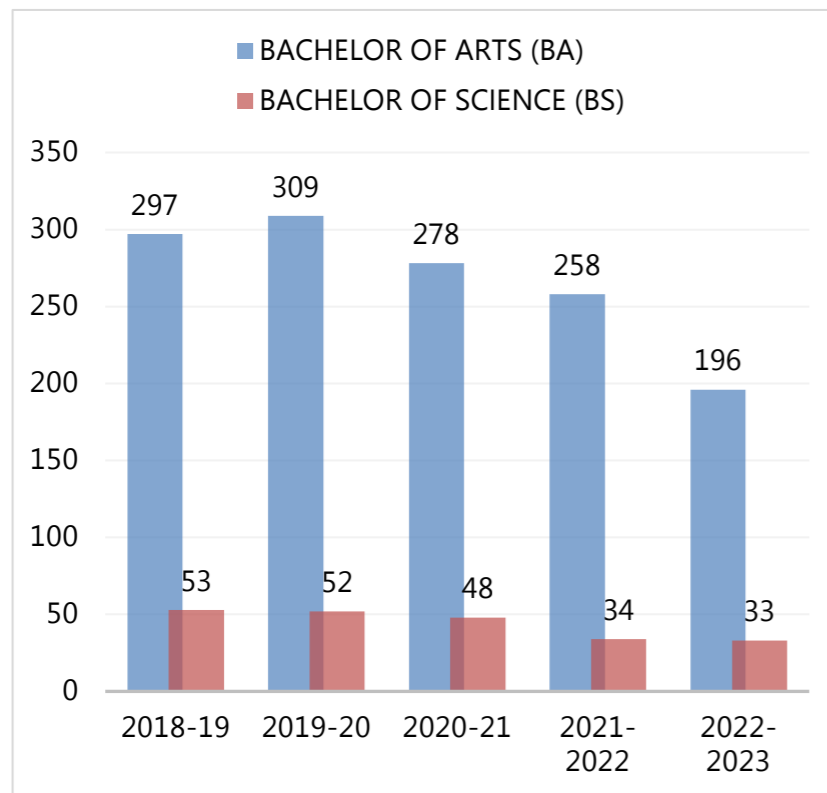
AWARDS CONFERRED DATABOOK

2014-2023

CENSUS DATE 9/15/2023

PUBLISH DATE: 09/25/2023

NUMBER OF DEGREES AWARDED BY YEAR AND DEGREE



GRADUATE HEADCOUNT UNDUPLICATED (JULY THROUGH JUNE)

	2014-15	2015-16	2016-17	2017-18	2018-19	2019-20	2020-21	2021-2022	2022-2023
UNDERGRADUATE STUDENTS	422	345	411	359	363	372	335	316	248
GRADUATE STUDENTS	3	7	1	15	10	19	22	26	18
<i>TOTAL UNDUPLICATED HEADCOUNT</i>	425	352	412	374	373	391	357	342	266

UNDERGRADUATE DEGREES CONFERRED (DUPLICATED)

	2014-15	2015-16	2016-17	2017-18	2018-19	2019-20	2020-21	2021-2022	2022-2023
BACHELOR OF ARTS (BA)	366	294	349	311	297	309	278	258	196
BACHELOR OF SCIENCE (BS)	57	52	58	46	53	52	48	34	33
BACHELOR OF SCIENCE IN NURSING (BSN)			3	5	9	9	9	21	16
BACHELOR OF MUSIC EDUCATION (BME)	4	2	3	2	3	2	3	3	3
BACHELOR OF FINE ARTS (BFA)	0	0	0	0	2	1	1	0	1

<i>SUBTOTAL UNDERGRAD DEGREES AWARDED</i>	427	348	413	364	364	373	339	316	249
---	------------	------------	------------	------------	------------	------------	------------	------------	------------

GRADUATE DEGREES CONFERRED

	2014-15	2015-16	2016-17	2017-18	2018-19	2019-20	2020-21	2021-2022	2022-2023
MASTER OF SCIENCE IN ANALYTICS				8	4	9	11	18	5
MASTER OF ARTS IN EDUCATION	3	7	1	7	1	6	4	2	7
MASTER OF ARTS IN SPORTS ADMINISTRATION					5	4	7	6	6

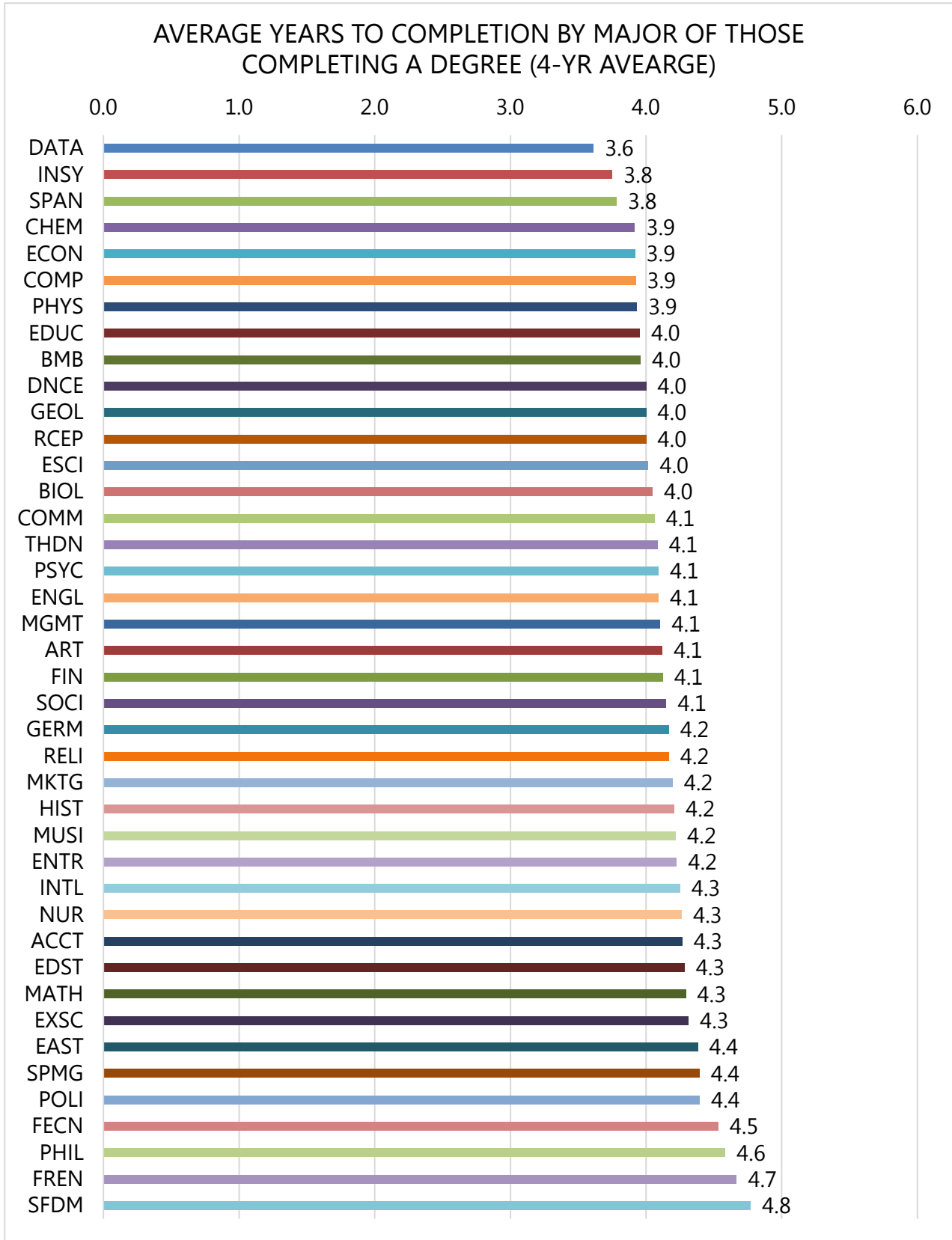
<i>SUBTOTAL GRADUATE DEGREES AWARDED</i>	3	7	1	15	10	19	22	26	18
--	----------	----------	----------	-----------	-----------	-----------	-----------	-----------	-----------

<i>TOTAL AWARDS CONFERRED DUPLICATED</i>	430	355	414	379	374	392	361	342	267
--	------------	------------	------------	------------	------------	------------	------------	------------	------------

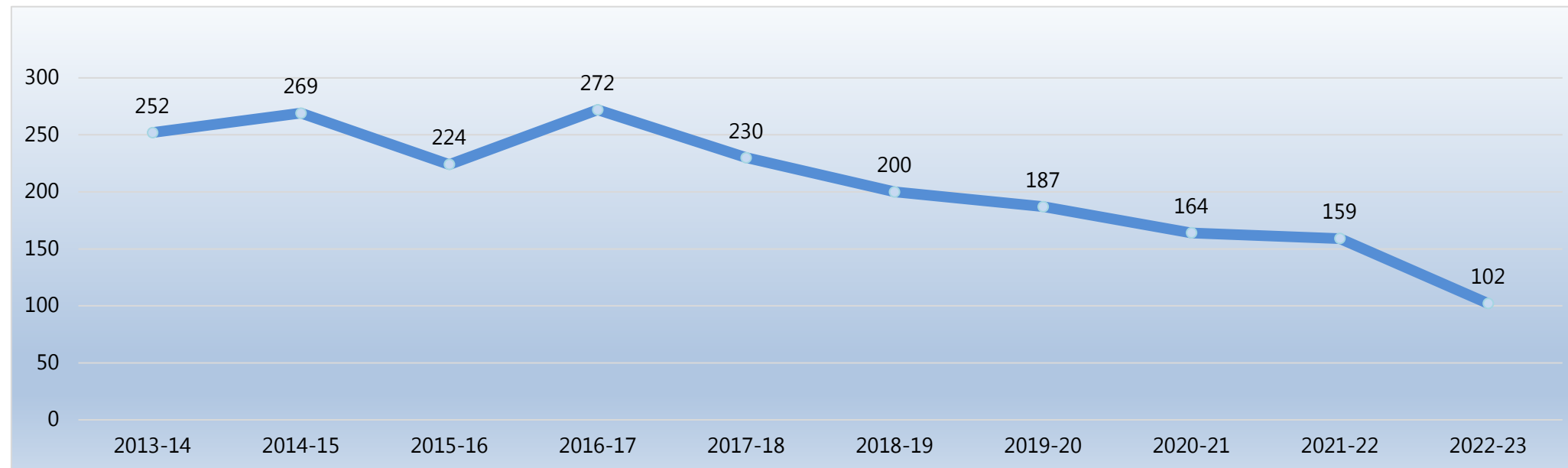
AWARDS CONFERRED JULY THROUGH JUNE BY MAJOR - DUPLICATED													
CODE	MAJOR	2011-12	2012-13	2013-14	2014-15	2015-16	2016-17	2017-18	2018-19	2019-20	2020-21	2021-2022	2022-23
ACCT	Accounting	9	1	7	8	10	11	14	10	15	18	7	8
ART	Art (BA, BFA)	10	12	8	17	8	17	10	4	10	11	4	7
BIOL	Biology	42	53	45	45	43	59	50	39	44	36	28	25
BMB	Biochem/Molecular Bio	6	9	5	6	14	9	12	7	2	5	6	6
BUSI	Business	43	22	55	37	9	2						
CHEM	Chemistry	7	7	4	6	4	5	5	5	4	4	4	0
COMM	Communication	35	33	26	24	26	30	20	25	22	12	22	13
COMP	Computer Science	4	5	5	6	9	4	5	6	6	5	5	8
CRIM	Criminal Justice			0	1	0	1	0	0	1	0	0	0
DATA	Data Science									6	0	1	1
DNCE	Dance	1	0	1	2	4	1	4	4	1	2	1	0
EAST	East Asian Studies	11	6	4	4	5	0	3	9	2	8	1	2
ECON	Economics	10	5	8	8	5	6	7	3	2	5	2	7
EDST	Educational Studies								5	6	4	5	2
EDUC	Education	37	29	43	35	30	36	25	23	32	19	34	24
ENGL	English	30	20	27	31	20	31	14	20	23	26	14	6
ENTR	Entrepreneurship				1	4	9	5	6	3	6	5	4
ESCI	Environmental Science			1	4	8	7	15	10	8	8	12	7
EXSC	Exercise Science						4	13	25	19	22	18	16
FECN	Financial Economics	8	13	11	9	4	5	3	3	5	3	1	2
FIN	Finance				7	11	12	20	18	21	24	9	14
FREN	French	2	3	2	4	1	2	0	1	1	1	1	0
GEOG	Geography	6	1	7	11	1	1						
GEOL	Geology	4	1	6	12	6	3	5	7	1	1	0	1
GERM	German	5	2	1	4	4	2	3	5	3	1	2	0
HIST	History	18	20	20	14	10	10	15	16	9	16	5	13
INSYS	Information Systems									1	0	0	1
INTL	International Studies	16	7	10	12	10	10	9	10	4	7	2	2
LBST	Liberal Studies	2	6	7	8	5	0	2	0	1	0	1	0
MATH	Math	8	13	13	14	13	8	12	7	7	7	9	3
MGMT	Management				6	14	27	18	20	21	16	23	17
MKTG	Marketing				10	17	20	29	28	30	18	26	13
MUSI	Music (BA, BME)	7	3	4	9	9	9	6	5	12	12	8	4
NURS	Nursing (BSN)						3	5	9	9	9	21	16
ORLD	Organizational Leadership					4	5	2	3	1	3	3	1
PHIL	Philosophy	4	6	3	6	2	2	4	3	1	5	2	1

CODE	MAJOR	2011-12	2012-13	2013-14	2014-15	2015-16	2016-17	2017-18	2018-19	2019-20	2020-21	2021-2022	2022-23
PHYS	Physics	3	11	1	7	8	4	3	4	11	4	3	2
POLI	Political Science	36	25	22	25	18	30	15	18	21	12	10	5
PSYC	Psychology	38	25	49	39	36	34	29	23	27	15	19	22
RCEP	Russian & Central Eurasian St	3	1	0	3	1	2	3	6	2	0	1	2
RELI	Religion	3	4	4	4	2	2	1	1	2	4	0	2
SFDM	Self-Designed Major	9	9	6	7	11	6	6	9	6	7	6	5
SOCI	Sociology	23	12	17	22	19	21	13	14	15	14	13	11
SPAN	Spanish	8	14	10	9	9	7	14	4	1	8	3	3
SPMG	Sports Management			2	16	10	17	16	21	14	11	14	15
THDN	Theatre & Dance	6	5	3	4	10	5	4	9	3	4	4	0
<i>TOTAL DUPLICATED MAJORS</i>		454	383	437	497	434	479	439	445	435	393	355	291

AVERAGE YEARS TO DEGREE BY UNDERGRADUATE MAJOR - DUPLICATED



MINORS CONFERRED JULY THROUGH JUNE BY MAJOR - DUPLICATED



CODE	MINOR NAME										
		2013-14	2014-15	2015-16	2016-17	2017-18	2018-19	2019-20	2020-21	2021-22	2022-23
AFDS	Africa & Diaspora Studies	7	7	4	3	3	2	1	3	0	2
AHST	Art - Art History	4	3	2	9	1	4	1	3	2	1
ARCH	Archaeology		3	4	2	3	5	2	3	0	3
ASTD	Art - Studio Art	16	9	13	9	4	6	5	5	2	5
BIOL	Biology	8	5	8	9	8	10	7	12	4	5
BMB	Biochemistry/Molecular Biology	0	0	0	1	0	0	0	0	0	0
BUSN	Business	12	18	14	18	10	12	8	8	8	6
CHEM	Chemistry	2	1	5	4	2	4	3	2	4	3
CHIN	Chinese	2	5	3	4	3	3	3	3	1	2
CINE	Cinema Studies	6	1	2	7	2	0	0	1	2	0
COMM	Communication	10	15	8	11	14	8	10	12	11	3
COMP	Computer Science	2	1	1	1	2	2	3	1	3	1
CRWT	Creative Writing	13	6	9	7	1	3	6	4	4	0
DATA	Data Science						2	1	0	4	4
DNCE	Dance	3	1	0	3	0	2	2	1	0	0
EAST	East Asian Studies	5	3	2	4	7	3	0	1	2	2
ECON	Economics	8	3	3	4	6	2	3	4	6	2
EDST	Educational Studies						1	2	0	3	2
EDUC	Education	10	12	7	7	9	2	13	14	11	7
ENGL	English	5	2	2	4	3	4	1	3	2	1
ENTP	Entrepreneurship		0	1	5	3	0	3	1	4	1
ENVS	Environmental Science									2	1
EXSC	Exercise Science			1	5	6	4	1	4	4	0
FIN	Finance		5	2	0	0	0	0	0	0	0

CODE	MINOR NAME	2013-14	2014-15	2015-16	2016-17	2017-18	2018-19	2019-20	2020-21	2021-22	2022-23
FREN	French	2	1	3	2	2	1	3	0	0	0
GEOL	Geology	1	4	1	2	4	0	0	0	1	1
GERM	German	1	1	3	2	7	3	1	1	0	1
HEAL	Health Science	11	10	14	12	5	5	7	3	1	0
HIST	History	6	6	8	10	6	6	3	4	2	1
INTL	International Studies	0	2	1	4	3	0	2	0	1	1
JLPP	Justice, Law & Public Policy					8	11	9	10	5	3
JRNL	Journalism & Integrated Media	9	12	7	7	7	4	4	4	1	5
MATH	Math	4	11	5	7	3	4	10	5	2	1
MGMT	Management		7	3	1	2	1	3	0	1	0
MKTG	Marketing		10	1	1	2	3	4	1	1	0
MRSC	Marine Science	9	7	9	15	9	10	8	10	10	4
MUSI	Music	11	4	6	11	15	8	8	6	6	3
NEUR	Nueroscience	3	5	8	3	6	3	0	2	3	0
PAST	Pre-Modern & Ancient St	4	4	1	4	3	6	0	4	0	2
PFRM	Performance	1	0	1	4	2	1	1	0	0	3
PHIL	Philosophy	3	0	2	1	3	0	2	1	1	0
PHYS	Physics	2	1	0	2	0	2	0	0	0	0
POLI	Political Science	8	12	5	8	4	7	2	2	3	6
PSYC	Psychology	10	12	11	8	9	5	12	5	11	6
RCEP	Russian & Central Eurasian	6	9	5	2	6	2	9	2	1	0
RELI	Religion	4	3	3	3	1	2	2	1	1	3
RUSS	Russian	3	3	4	0	4	4	1	0	1	1
SOCI	Sociology	17	16	10	13	10	10	5	4	9	2
SPAN	Spanish	7	11	7	9	5	5	4	2	5	1
SPMG	Sport Management	11	9	7	12	6	8	7	5	10	4
STAT	Statistics	0	3	2	6	5	1	1	0	1	1
TECT	Technical Theatre	2	0	2	1	1	2	0	2	0	0
WMST	Women's Studies	4	6	4	5	5	7	4	5	3	2
TOTAL DUPLICATED MINORS AWARDED		252	269	224	272	230	200	187	164	159	102

MAJOR SPECIALIZATIONS AND CONCENTRATIONS CONFERRED JULY THROUGH JUNE										
CODE	SPECIALIZATION NAME	2014-15	2015-16	2016-17	2017-18	2018-19	2019-20	2020-21	2021-22	2022-23
AFDS	Africa & Diaspora Studies	1	0	0	1	0	0	0	0	0
AHST	Art - Art History	2	1	0	1	0	1	0	0	0
ANTH	Anthropology	0	0	0	0	0	1	0	3	3
APMTH	Applied Mathematics	2	3	2	0	0	0	0	0	0
ARTED	Art Education	0	0	0	0	0	4	0	0	2
ASTD	Art - Studio Art	14	7	16	8	2	8	13	6	7
CRIM	Criminology	10	6	7	7	10	5	7	6	4
CYBSC	Cyber-Security					1	2	4	2	3
DPLM	International Diplomacy	4	4	3	3	2	1	0	2	0
EDSC	SCIENCE								1	0
ENTRP	Entrepreneurship	5	0	0	0	0	0	0	0	0
FINC	Finance	5	3	0	0	0	0	0	0	0
GENV	Environmental Geography	1	1	1	0	0	0	0	0	0
GGIS	Geographic Information Systems	3	0	0	0	0	0	0	0	0
GLCU	Global Issues & Cultures	6	4	6	1	4	2	2	0	2
GUBN	Urban Geography	4	0	0	0	0	0	0	0	0
INBUS	Internaional Business	0	0	0	0	0	1	1	0	0
INEC	International Economics	0	1	0	0	2	0	0	0	0
LAED	Liberal Arts Education	0	0	0	0	0	7	6	4	3
LSED	AYA Life Science Education	0	0	0	0	1	2	1	0	0
LSPED	Spanish - Education Minor								1	0
MAED	MULTI-AGE EDUCATION							2	2	0
MGMT	Management	19	3	0	0	0	0	0	0	0
MRKTG	Marketing	10	3	1	0	0	0	0	0	0
MTHED	AYA Integrated Math Educ (BA)								1	0
ORLD	Organizational Leadership	8	3	0	1	0	0	0	0	0
PCRP	Peace Corp	1	1	1	2	2	1	4	0	0
PFRM	Theater Performance								2	0
PRHE	PRE-HEALTH SCIENCE							5	3	4
SDAC	Athletic Communications	0	0	0	0	1	0	0	0	0
SDANT	ANTHROPOLOGY	3	1	1	0	1	0	0	0	0
SDBP	BIOPHYSICS	0	0	1	0	0	0	0	0	0
SDCAN	CULTURAL ANTHROPOLOGY	0	0	0	1	0	0	0	0	0
SDCHN	CHINESE LANGUAGE & CULTURE	2	4	0	1	4	0	0	0	0
SDCIN	CINEMA STUDIES & PRODUCTION	0	0	1	0	0	0	0	0	0
SDCWR	CREATIVE WRITING	0	0	0	0	0	1	0	0	0
SDEJD	ENVIRONMENTAL JUSTICE	0	1	0	0	0	0	0	0	0
SDESS	EDUCATION & SPORTS SCIENCE	0	1	0	0	0	0	0	0	0
SDJPL	JAPANESE LANGUAGE & ART	1	0	0	3	1	0	0	0	0
SDPES	PSYCHOLOGY IN EDUC SOC	0	0	0	1	0	0	0	0	0
SDPHS	PRE-HEALTH SCIENCE	0	0	0	1	0	0	0	0	0
SDRSL	RUSSIAN LANGUAGE	0	0	1	0	0	0	0	0	0
SDESD	SPORTS EDUCATION	1	0	0	0	0	0	0	0	0
SDSJA	SOCIAL JUSTICE & ADVOCACY	0	1	0	0	0	0	0	0	0
SDSOC	SOCIAL SERVICES	0	1	0	0	0	0	0	0	0
SDSPI	SPORT INFORMATION	0	1	0	0	0	0	0	0	0
SDSSF	STUDIES IN SOCIAL FRAMEWORKS	0	1	0	0	0	0	0	0	0
SFEDL	Education & Foreign Language	0	0	0	0	1	0	0	0	0
SSED	AYA Social Studies Education							4	1	3
STATS	Statistics	2	2	0	5	1	1	2	2	1
URBAN	Urban Studies	1	0	0	0	0	0	0	0	0
TOTAL SPECIALIZATIONS		105	53	41	36	33	37	51	36	32